

ALUMINIUM IDEAS



ISSUE 03



200
series

ALUMINIUM
BI-FOLD SERIES



Our Recent Award

National Mark of MALAYSIAN BRAND

Vitally is pleased to announce our recent award of
NATIONAL MARK OF MALAYSIAN BRAND.

“Quality • Excellence • Distinction” is the spirit that perfectly reflects our commitment to put forth the best effort in achieving best quality and continuous improvements.

We thank SME Corp for recognizing our hard work, successes and overall performance in all aspects.

A round of applause to our greatest Vitally team who has shown unrelenting dedication, enthusiasm and passion throughout the journey. We believe this distinguished award will motivate us to strive further for excellence.

We also give thanks to all our valued customers for the confidence that you have placed in Vitally. We sincerely appreciate your support, and look forward to continuing our partnership well into the future.



NEW REVOLUTION

BI-FOLD DOOR WITH INDICATOR LOCK

- Awareness of the room occupancy
- Clear lock position identification
- Ergonomic door locking movement
- Sleek & elegant finishes

CLEAR IDENTIFICATION

Convenient and User-friendly Round Contour for Identification of Lock Position.



ERGONOMICALLY DESIGNED

Effortless and Smooth Rotating Operation.



PATENT PROTECTED

All our solutions are proprietary and protected by patent.



OCCUPANCY INDICATOR

Clear and visible Green ("Vacant") and Red ("In-use") Indicators.




How the **Occupancy Indicator** Works ?

VECTOR 10i

INDICATOR LOCK

Specifically Designed For :



We **care** about what's important to you


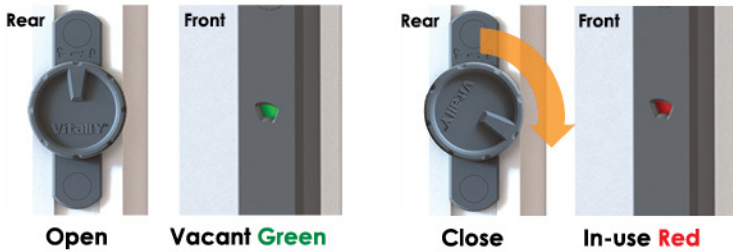


VECTOR 20i


INDICATOR LOCK

Specifically Designed For :

BI-FOLD[®]
one



Privacy matters – Your privacy is our core concern



NOW

Your privacy is assured with the clearly visible "In-Use" and "Vacant" occupancy indicator.



BEFORE

Unnecessary waiting and embarrassing moments inevitably happen.



Without
Bottom Track

GRAPHIC: E1703051



BI-FOLD KING® AIR

230B

TRACKLESS SUSPENDED BI-FOLD DOOR

- Barrier-free Pathway
- Safe and Convenient
- Reduce Cleaning Hassle
- Powder Coating Sandblast Finishing
- Detachable Top Track
- U-Shaped Quad Suspended Roller
- Door Withstand up to 40kg



U-SHAPED QUAD SUSPENDED ROLLER

This innovative Suspended Roller firmly grabs the top track to ensure smooth and silent sliding.



Door Withstand Up To
40KG
of weight for long
term usage.

PATENT NOTICE

The entire patented Bi-fold King® Air system is wholly owned by **Vitality®** and is protected by Intellectual Property Rights Laws.

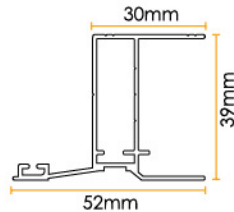

*1, 2, 3 & 4 please refer to page 23.

TESTED & PROVEN!

150,000X

OPENING & CLOSING CYCLE TEXT

OUTER FRAME DESIGN
(POWDER COATING SANDBLAST)



**ADJUSTABLE
TOP STOPPER *1**



**BOTTOM
BLOCK *2**



**PIVOT
PLUG *3**



**BOTTOM
GUIDE *4**



PATENTED
VECTOR 10i
INDICATOR LOCK




PATENTED
DETACHABLE TOP TRACK

The Top Track is detachable to
easy roller maintenance and
installation.

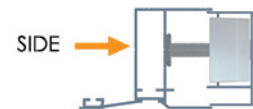
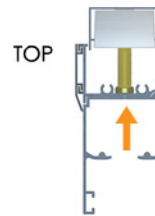


**HANDLE ALLOWING
VENTILATION**

The Handle profile ensures
adjoining parts to be held
firmly in place while allowing
air ventilation.



D.I.Y. NUT & U-CHANNEL





BI-FOLD KING® PRO

230A

HEAVY DUTY

SUSPENDED BI-FOLD DOOR

- Smooth and Solid
- Powder Coating Sandblast Finishing
- Detachable Top Track
- U-Shaped Quad Suspended Roller
- Door Withstand up to 40kg



GRAPHIC: M1703085

TESTED & PROVEN!

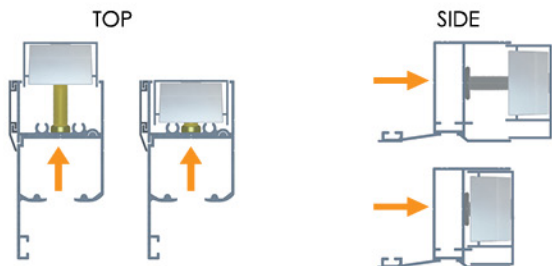
150,000X

OPENING & CLOSING CYCLE TEXT

PATENT NOTICE

The entire patented Bi-fold King® Pro system is wholly owned by **Vitality**™ and is protected by Intellectual Property Rights Laws.

*1 please refer to page 23.



D.I.Y. NUT & U-CHANNEL

The D.I.Y. Nuts push U-Channel to fill up the gap between the door frame and the wall for easy installation.

PATENTED VECTOR 10i INDICATOR LOCK



ADJUSTABLE TOP STOPPER *1



PATENTED CLOTH HANGER



HANDLE ALLOWING VENTILATION



PATENTED DETACHABLE TOP TRACK



U-SHAPED QUAD SUSPENDED ROLLER



Door Withstand Up To

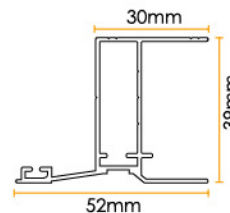
40KG

of weight for long term usage.

TOP

BOTTOM

OUTER FRAME DESIGN (POWDER COATING SANDBLAST)



DUO SUSPENDED ROLLER

The extra tough Suspended Roller, ensures smooth and silent sliding.

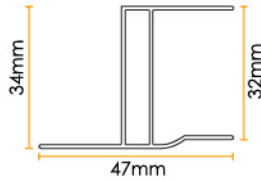
Door Withstand Up To

20KG

of weight for long term usage.



OUTER FRAME DESIGN (POWDER COATING/ ANODISED)



ADJUSTABLE TOP STOPPER *1



BOTTOM BLOCK *2




PIVOT PLUG *3



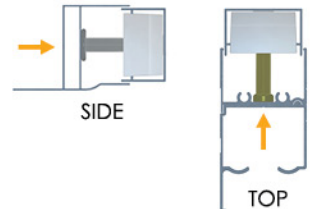
BOTTOM GUIDE *4



HANDLE ALLOWING VENTILATION



D.I.Y. NUT & U-CHANNEL



TESTED & PROVEN!

150,000X

OPENING & CLOSING CYCLE TEST

PATENT NOTICE

The entire patented Bi-fold One® Air system is wholly owned by **Vitality**® and is protected by Intellectual Property Rights Laws.

*1, 2, 3 & 4 please refer to page 23.

PATENTED VECTOR 20i INDICATOR LOCK



PATENTED DETACHABLE TOP TRACK

The Top Track is detachable to easy roller maintenance and installation.





GRAPHIC: M1703150

BI-FOLD®
one

BI-FOLD
ONE® AIR

210C

TRACKLESS

SUSPENDED BI-FOLD DOOR

- Barrier-free Pathway
- Safe and Convenient
- Reduce Cleaning Hassle
- Powder Coating / Anodised Finishing
- Detachable Top Track
- Duo Suspended Roller
- Door Withstand up to 20kg



BI-FOLD®
one

BI-FOLD ONE® PRO

210B

DURABILITY

SUSPENDED BI-FOLD DOOR

- Reliable and Durable
- Powder Coating / Anodised Finishing
- Detachable Top Track
- Duo Suspended Roller
- Door Withstand up to 20kg



GRAPHIC: M1703120

DUO SUSPENDED ROLLER

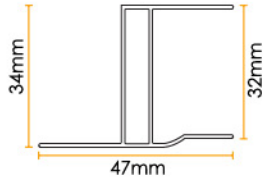
Door Withstand Up To
20KG
of weight for long term usage.



Top

Bottom

OUTER FRAME DESIGN (POWDER COATING / ANODISED)




ADJUSTABLE TOP STOPPER *1



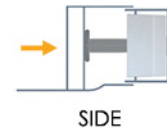
PATENTED CLOTH HANGER



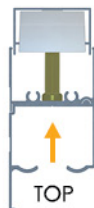
HANDLE ALLOWING VENTILATION



D.I.Y. NUT & U-CHANNEL



SIDE



TOP

TESTED & PROVEN!

100,000X

OPENING & CLOSING CYCLE TEST

PATENT NOTICE

The entire patented Bi-fold One © Pro system is wholly owned by **Vitality** and is protected by Intellectual Property Rights Laws.

*1 please refer to page 23.

PATENTED VECTOR 20i INDICATOR LOCK



PATENTED DETACHABLE TOP TRACK





GRAPHIC: M1703175

BI-FOLD®
one

BI-FOLD ONE®LITE

210A

STABILITY

STANDARD BI-FOLD DOOR

- Powder Coating / Anodised Finishing
- Stainless Steel Bottom Track Guide Roller
- Door Withstand up to 15kg



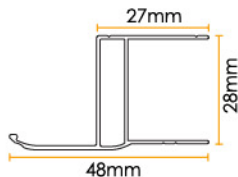
TESTED & PROVEN!

100,000X

OPENING & CLOSING CYCLE TEXT

OUTER FRAME DESIGN

(POWDER COATING / ANODISED)



STAINLESS STEEL BOTTOM TRACK GUIDE ROLLER



Door Withstand Up To

15KG

of weight for long term usage.

Bottom

PATENTED

VECTOR 20i INDICATOR LOCK



PATENTED CLOTH HANGER




- Simple and Convenient
- Withstand up to 4kg
- Can be folded upward when not in use

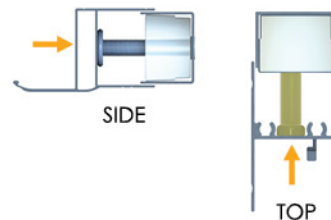
ADJUSTABLE TOP STOPPER *1



HANDLE ALLOWING VENTILATION



D.I.Y. NUT & U-CHANNEL



*1 please refer to page 23.




GRAPHIC: M1703152

*1 please refer to page 23.

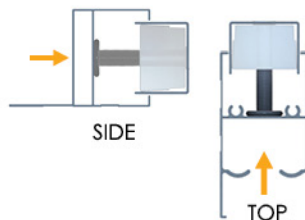


HANDLE ALLOWING VENTILATION

The Handle profile ensures adjoining parts to be held firmly in place while allowing air ventilation.



D.I.Y. NUT & U-CHANNEL



ADJUSTABLE TOP STOPPER *1





BI-FOLD™
mini

BI-FOLD MINI®PRO 250B



STANDARD SUSPENDED ROLLER

Door Withstand Up To
12KG
of weight for long
term usage.

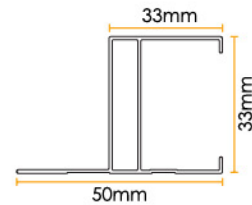


Top



Bottom

OUTER FRAME DESIGN (POWDER COATING / ANODISED)






GRAPHIC: M1703083

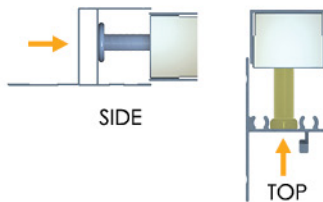
*1 please refer to page 23.

HANDLE ALLOWING VENTILATION

The Handle profile ensures adjoining parts to be held firmly in place while allowing air ventilation.



D.I.Y. NUT & U-CHANNEL



ADJUSTABLE TOP STOPPER *1





BI-FOLD™
mini

BI-FOLD MINI® LITE 250A



STANDARD BEARING ROLLER

Door Withstand Up To
10KG
of weight for long
term usage.

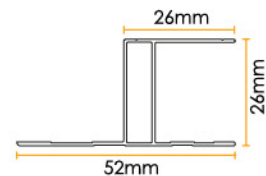


Top



Bottom

OUTER FRAME DESIGN (POWDER COATING / ANODISED)




LOUVER DESIGN

Special louver design provide great ventilation allowing air to flow through.


B2 DOOR

B4 DOOR



B2V03

Panel: VACP19D



B2V02

Panel: VACP11D



B2V01

Panel: VACP20D



B4V03

Panel: VACP18D




B4V02

Panel: VACP10D

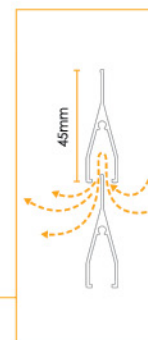


B4V01

Panel: VACP15D



B4V00



PANEL: VACP19D



LATTICE DESIGN Lattice design is an alternative to straddles the line between functional and decorative.


B2 DOOR

B4 DOOR




B2C01

Panel: VACP10D




B2C03

Panel: VACP17D



B2C05

Panel: VACP19D



B2C06

Panel: VACP16D




B2C07

Panel: VACP18D



B2C09

Panel: VACP15D



B4C16

Panel: VACP11D



B4C20

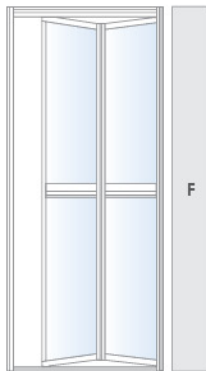
Panel: VACP14D

FIXED DESIGN

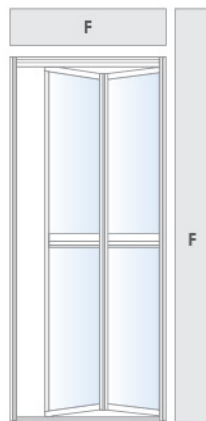
Fixed partition system designed for large opening can easily change the perception of physical borders.



TYPE 1



TYPE 2



TYPE 3






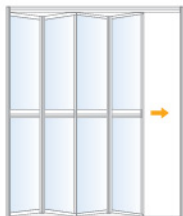
GRAPHIC: M1703119

MULTI-FOLDING DESIGN

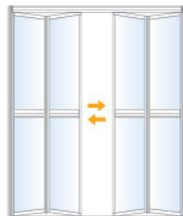
Multi-Folding design offers maximum space saving with multitude of applications.



Door brush between the gaps ensures smooth and quiet door operation.



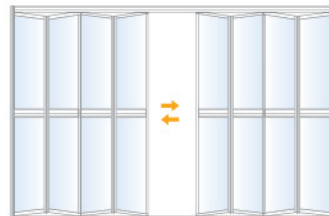
TYPE 1



TYPE 2



TYPE 3



TYPE 4



BI-FOLD ONE@PRO

213B (B2)



214B (B4)



BI-FOLD ONE@LITE

213A (B2)



214A (B4)



BI-FOLD MINI@PRO

252B (B4)



BI-FOLD MINI@LITE

252A (B4)



ACCESSORIES INDEX



GRAPHIC: M1703111

*1 ADJUSTABLE TOP STOPPER

The Top Stopper adjustment ensures smoother door operation and prevents unintentional door opening.



*2 BOTTOM BLOCK

This special designed Bottom Block ensures the door is lock firmly and steadily with least wobbling after closing, even without the Bottom Track.



*3 PIVOT PLUG

Pivot Plug enables easy installation and alteration as adjustment of position can be done easily without needing to change the rollers.



*4 BOTTOM GUIDE

The Bottom Guide consists of Door Catch and Pivot Socket which combine perfectly for a neat and consistent door closing. After being fastened to the Pivot Socket, it serves as the guide and stabiliser to ensure the door to be closed perfectly and steadily with minimum wobbling.



Door Catch



Pivot Socket



Bottom Door Guide Assembly

CHOICES OF INFILL PANEL

ECO ART PANEL

There are thousands of different design for selection.



SCAN ME
FOR MORE DESIGNS.

Look for more eco art panel design at
www.vitality.com.my/e-catalogue.



ecopoly™
TRANSPARENT

ecoscreen™
TRANSLUCENT

ecobonz™
OPAQUE

AEROLITE PANEL 20 solid colours and 30 Woodgrain with different visual effect for selection.

SOLID COLOURS



SPRING SPLASH
ASD 103



SALISBURY STONE
ASD 107



VIOLET VERONA
ASD 105



GREY SPLENDOR
ASD 102



GOLDEN BARK
ASD 109



TOMATO RED
ASD 120



DARK COFFEE
ASD 121

WOODGRAIN



FINELINE
AWG 201



WATERFALL LINE
AWG 203




WHEAT STRAND
AWG 206




BURMESE TEAK
AWG 212



HAZELNUT CHERRY
AWG 216



MYRIAD
RIBBONWOOD
AWG 226



EBONY
RIBBONWOOD
AWG 227

ALUMINIUM COMPOSITE PANEL 14 colours with different visual effect for selection.




FLASH SILVER
VACP 10D




FLASH GOLD
VACP 11D



SNOW WHITE
VACP 12D




CREME BEIGE
VACP 13D



CREAMY GREEN
VACP 14D



SPRING GREEN
VACP 15D



LAGOON BLUE
VACP 16D



PORCELAIN BLUE
VACP 17D




TROPIC BLUE
VACP 18D



IVORY ROSE
VACP 19D



AMAZON RED
VACP 20D



DARK CHOCOLATE
VACP 21D



CHARCOAL GREY
VACP 22D



BOSIC BLACK
VACP 23D

LAMINA GLASS 80 colours with different visual effect for selection.

ILLUSION SERIES (METALLIC)



MS-1021
VENUS WHITE



MS-1024
BLACK SKY

TITAN SERIES (METALLIC)



MT-2002
TITAN GOLD



MT-2003
TITAN PURPLE

SOLID SERIES



SD-3001
SNOW WHITE



SD-3002
CHANSEY RED

WOODGRAIN SERIES



WG-4001
SKYLINE



WG-4003
ICELAND

GALAXY SERIES



GX-5001
GALAXY WHITE



GX-5004
GALAXY BLACK

TRANSLUCENT SERIES



TC-6502
FROSTED WHITE



TC-6505
FROSTED PINK

FANCY SERIES








FC-7001
FLOW BLACK



FC-7002
FLOW WHITE

SPECIFICATIONS

| 200 SERIES BI-FOLD DOOR | | | | | | |
|-------------------------|---|-----------|---|-----------|--|-----------|
| Model | BI-FOLD KING SERIES | | | | BI-FOLD ONE SERIES | |
| | BI-FOLD KING ® AIR | | BI-FOLD KING ® PRO | | BI-FOLD ONE ® AIR | |
| Sub Model | 230B | | 230A | | 210C | |
| | 231B (B2) | 232B (B4) | 231A (B2) | 232A (B4) | 211C (B2) | 212C (B4) |
| Maximum Size | 48" (W) x 96"(H) | | | | 48" (W) x 96"(H) | |
| Detachable Top Track | Yes | | | | Yes | |
| Type of Lock | Indicator Lock (Vector 10i) | | | | Indicator Lock (Vector 20i) | |
| Infill Panel | 1. Eco Art Panel 2. Aerolite Panel 3. Aluminium Composite Panel 4. Lamina Glass (39" X 87") | | | | 1. Eco Art Panel 2. Aerolite Panel 3. Aluminium Composite Panel 4. Lamina Glass (36" X 84") | |
| Featured Accessories | 1. U-Shaped Quad Suspended Roller 2. Adjustable Top Stopper 3. DIY Nut (Top& Side) 4. Pivot Plug 5. Bottom Guide 6. Bottom Block | | 1. U-Shaped Quad Suspended Roller 2. Adjustable Top Stopper 3. DIY Nut (Top& Side) 4. Cloth Hanger | | 1. Duo Suspended Roller 2. Adjustable Top Stopper 3. Pivot Plug 4. Bottom Guide 5. Bottom Block 6. DIY Nut (Top& Side) | |
| Multi-folding Design | - | | - | | - | |
| Frame Colour |  Powder Coating Sandblast White  Powder Coating Sandblast Grey | | | |  Powder Coating White  Natural Anodised  Powder Coating Brown | |

Specifications are subject to change without prior notice.

200 SERIES BI-FOLD DOOR

| BI-FOLD ONE SERIES | | | | BI-FOLD MINI SERIES | | | |
|---|-----------|--|-----------|---|-----------|---|--|
| BI-FOLD ONE ® PRO | | BI-FOLD ONE ® LITE | | BI-FOLD MINI ® PRO | | BI-FOLD MINI ® LITE | |
| 210B | | 210A | | 250B | | 250A | |
| 211B (B2) | 212B (B4) | 211A (B2) | 212A (B4) | 251B (B4) | 251A (B4) | | |
| 48" (W) x 96"(H) | | | | 48" (W) x 96"(H) | | | |
| Yes | | No | | No | | | |
| Indicator Lock (Vector 20i) | | | | Slide Lock | | | |
| <ol style="list-style-type: none"> 1. Eco Art Panel 2. Aerolite Panel 3. Aluminium Composite Panel 4. Lamina Glass (36" X 84") | | | | <ol style="list-style-type: none"> 1. Eco Art Panel (Texture Only) 2. Aerolite Panel 3. Aluminium Composite Panel 4. Lamina Glass (36" X 84") | | | |
| <ol style="list-style-type: none"> 1. Duo Suspended Roller 2. Adjustable Top Stopper 3. DIY Nut (Top& Side) 4. Cloth Hanger | | <ol style="list-style-type: none"> 1. Stainless Steel Bottom Track Guide Roller 2. Adjustable Top Stopper 3. DIY Nut (Top& Side) 4. Cloth Hanger | | <ol style="list-style-type: none"> 1. Standard Suspended Roller 2. Adjustable Top Stopper 3. DIY Nut (Top& Side) | | <ol style="list-style-type: none"> 1. Standard Bearing Roller 2. Adjustable Top Stopper 3. DIY Nut (Top& Side) | |
| Type 2 | | Type 1, Type 2, Type 3 & Type 4 | | Type 2 | | Type 1, Type 2, Type 3 & Type 4 | |
| <div style="display: flex; flex-direction: column; gap: 10px;"> <div>PCW Powder Coating White</div> <div>NA Natural Anodised</div> <div>PCB Powder Coating Brown</div> </div> | | | | <div style="display: flex; flex-direction: column; gap: 10px;"> <div>PCW Powder Coating White</div> <div>NA Natural Anodised</div> </div> | | | |



Our Quality Assurance:



Our Awards & Achievements:



www.vitality.com.my



© 2018 Vitality Sdn. Bhd. ("Vitality"). All Rights Reserved.

No part of this publication may be reproduced in any form, stored in a retrieval system or transmitted in any form by any means without the prior written permission of Vitality Sdn. Bhd. except as permitted by copyright law.

All product images shown are for illustration purposes. Actual product may vary due to product enhancement. We reserve the right, at any time in our sole discretion, to alter or discontinue any product without prior notice. Terms and conditions apply.

Proudly designed and published by Vitality Sdn. Bhd. (840870-K)

Authorised Dealer:

BFS-BRO03-1801